Rev.	Date	Description
A	2004/12/14	New Drawing
B	2005/04/25	Modify Drawing
C	2006/06/20	Modify Drawing
D	2006/09/08	Modify Drawing

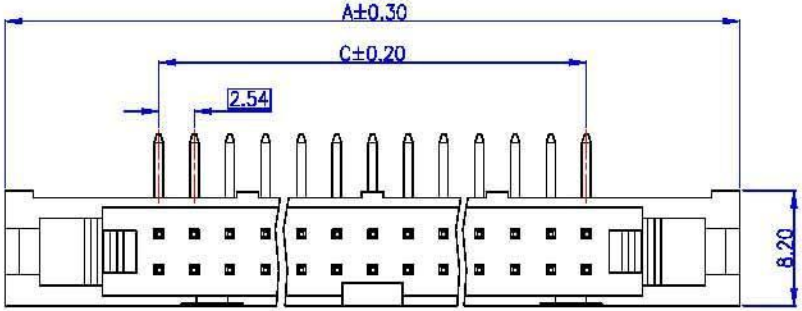

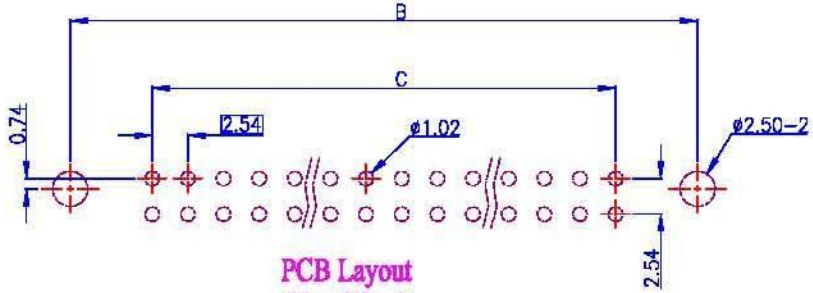

PCB Layout
(Top View)

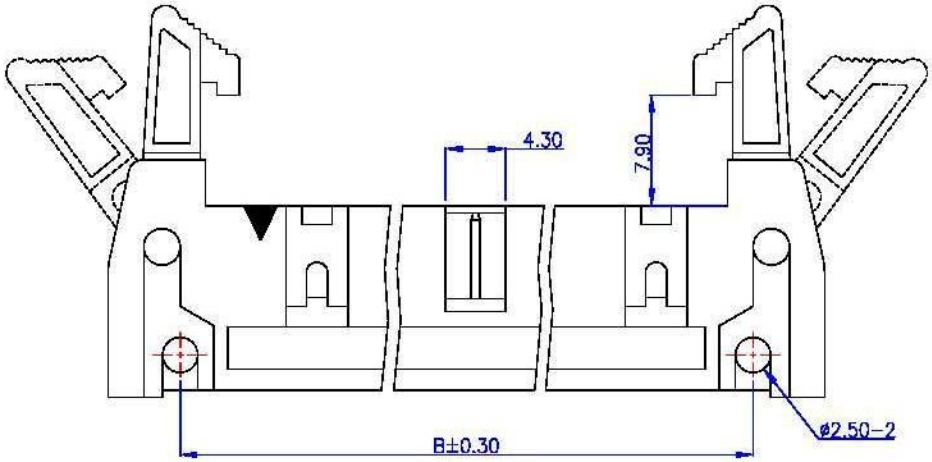

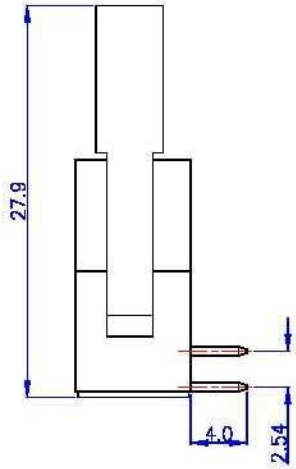

Dimensions			
Pos.	A	B	C
10	32.00	21.84	10.16
12	34.54	24.38	12.70
14	37.08	26.92	15.24
16	39.62	29.46	17.78
20	44.70	34.54	22.86
24	49.78	39.62	27.94
26	52.32	42.16	30.48
30	57.40	47.24	35.56
34	62.48	52.32	40.64
40	70.10	59.94	48.26
50	82.80	72.64	60.96

YRRxx

Material and Finish

1. Housing: PBT (UL94V-0), Black.
2. Terminal: Sq. 0.64mm Copper Alloy, Gold Plating.

Electrical Characteristics

1. Current Rating: 3.0 Amp. Max..
2. Dielectric Withstand Voltage:
   1000V AC RMS for 60Seconds.
3. Insulation Resistance:
   1000M Ohms Min. at 1000V DC.

Mechanical Characteristics

1. Operating Temperature: -55°C ~ +105°C

Tolerance	
0.0	±0.30
0.00	±0.20
0.000	±0.10

Scale 1:1 Unit mm

Drawn By Sue | Checked By Vivi | Approved By Alex

Drawing No. YRRxx

Title

2.54mm Box Header Ejector Type
PCB Mount Right Angle
With Latch